Sequence Report

Summary

Signal Path1

Level and Gain	PASSED
THD+N	PASSED
Signal to Noise Ratio	PASSED
Crosstalk, One Channel Undriven	PASSED
Interchannel Phase	PASSED
IMD (SMPTE)	PASSED
Stepped Frequency Sweep	PASSED
Stepped Level Sweep	PASSED
SINAD	PASSED

Sequence Result:

Sequence Result: PASSED

Signal Path1 : Signal Path Setup

Output Connector:	ASIO
Output Sample Rate:	44,1000 kHz
Input Connector:	Analog Unbalanced
Channels:	2
Termination:	100 kOhm
Coupling:	AC
Max Input Bandwidth:	90 kHz
Device Delay:	0,000 s

Signal Path1 : Reference Levels

dBr G:	-20,000 dBFS
Shared Frequency Reference:	1,00000 kHz
dBrA:	1,000 Vrms
dBrB:	1,000 Vrms
dBrA Offset:	0,000 dB
dBrB Offset:	0,000 dB
dBSPL1:	10,00 mVrms
dBSPL2:	10,00 mVrms
dBSPL1 Calibrator Level:	94,000 dBSPL
dBSPL2 Calibrator Level:	94,000 dBSPL
dBm (Input Power):	600,0 Ohm
W(watts) (Input Power):	8,000 Ohm

Sequence Report

Signal Path1 : Level and Gain

Waveform:	Sine
Generator Level:	-20,000 dBFS
Frequency:	1,00000 kHz

Level (09.09.2014 13:04:58)

Ch1 197,7 mVrms

Ch2 197,4 mVrms

Gain (09.09.2014 13:04:58)

Ch1 1,977 Vrms/FS

Ch2 1,974 Vrms/FS

Signal Path1 : THD+N

Waveform:	Sine
Generator Level:	-1,000 dBFS
Frequency:	1,00000 kHz
Low-pass Filter:	20 kHz
Weighting Filter:	A-wt.
High-pass Filter:	20 Hz
Filter Tune Mode:	Measured Frequency

THD+N Ratio (09.09.2014 13:05:00)

Ch1 -100,092 dB

Ch2 -100,159 dB

THD+N Level (09.09.2014 13:05:00)

Ch1 17,43 uVrms

Ch2 17,27 uVrms

THD Ratio (09.09.2014 13:05:00)

Ch1 0,000374 %

Ch2 0,000439 %

THD Level (09.09.2014 13:05:00)

Ch1 6,591 uVrms

Ch2 7,727 uVrms

Noise Ratio (09.09.2014 13:05:00)

Ch1 -100,764 dB

Ch2 -101,026 dB

Noise Level (09.09.2014 13:05:00)

Ch1 16,13 uVrms

Ch2 15,63 uVrms

Distortion Product Ratio (09.09.2014 13:05:00)

Channel	1,000k	2,000k	3,000k	4,000k	5,000k	6,000k	7,000k	8,000k	9,000k	10,00k
Ch1	-0,00	-126,04	-109,29	-124,60	-125,61	-125,37	-127,77	-126,69	-130,27	-133,77
Ch2	-0,00	-116,71	-108,18	-127,85	-126,17	-129,88	-126,94	-125,48	-125,90	-127,80

Distortion Product Ratio Parameters

Frequency Unit:	Hz
Ratio Unit:	dB

Distortion Product Level (09.09.2014 13:05:00)

Channel	1,000k	2,000k	3,000k	4,000k	5,000k	6,000k	7,000k	8,000k	9,000k	10,00k
Ch1	1,762	878,6 n	6,048 u	1,038 u	0,924 u	0,949 u	720,5 n	815,4 n	539,9 n	360,8 n
Ch2	1,759	2,570 u	6,858 u	712,3 n	864,7 n	563,8 n	791,5 n	0,936 u	892,1 n	716,7 n

Distortion Product Level Parameters

Frequency Unit: Hz

Level Unit: Vrms

Signal Path1 : Signal to Noise Ratio

Waveform:	Sine
Generator Level:	-1,000 dBFS
Frequency:	1,00000 kHz
Low-pass Filter:	20 kHz
High-pass Filter:	20 Hz

Signal to Noise Ratio (09.09.2014 13:05:02)

Ch1 97,595 dB
Ch2 98,169 dB

Signal Path1 : Crosstalk, One Channel Undriven

Waveform:	Sine
Generator Level:	-20,000 dBFS
Frequency:	10,0000 kHz

Crosstalk (09.09.2014 13:05:07)

Ch1 -97,527 dB
Ch2 -97,870 dB

Signal Path1 : Interchannel Phase

Waveform:	Sine
Generator Level:	-20,000 dBFS
Frequency:	1,00000 kHz
Reference Channel:	Ch1
Meter Range:	-90 -> 270 deg

Interchannel Phase (09.09.2014 13:05:08)

Ch1 ----deg
Ch2 -0,010 deg

Signal Path1 : IMD (SMPTE)

IMD Type:	SMPTE
Waveform:	IMD
Generator Level:	-20,000 dBFS
Frequency 1:	60,0000 Hz
Frequency 2:	7,00000 kHz
Frequency Ratio:	4:1
IMD Split:	False

SMPTE Ratio (09.09.2014 13:05:09)

Ch1	-79,242 dB
Ch2	-79,919 dB

SMPTE Distortion Product Ratio (09.09.2014 13:05:09)

Channel	60,00	6,760k	6,820k	6,880k	6,940k	7,000k	7,060k	7,120k	7,180k	7,240k
Ch1	12,13	-95,05	-93,23	-90,76	-93,20	0,00	-93,59	-92,78	-90,38	-97,33
Ch2	12,13	-94,27	-96,76	-95,41	-96,54	0,00	-93,04	-95,96	-96,77	-94,35

SMPTE Distortion Product Ratio Parameters

Frequency Unit:	Hz
Ratio Unit:	dB

Sequence Report

Signal Path1 : Stepped Frequency Sweep

Generator Level:	-20,000 dBFS
EQ:	None
Start Frequency:	20,0000 kHz
Stop Frequency:	20,0000 Hz
Step Type:	Logarithmic
Number of Points:	31
Low-pass Filter:	20 kHz
Weighting Filter:	A-wt.
High-pass Filter:	20 Hz
Phase Ref Channel:	Ch1
Measured 1	09.09.2014 13:05:29

Level (09.09.2014 13:05:29)

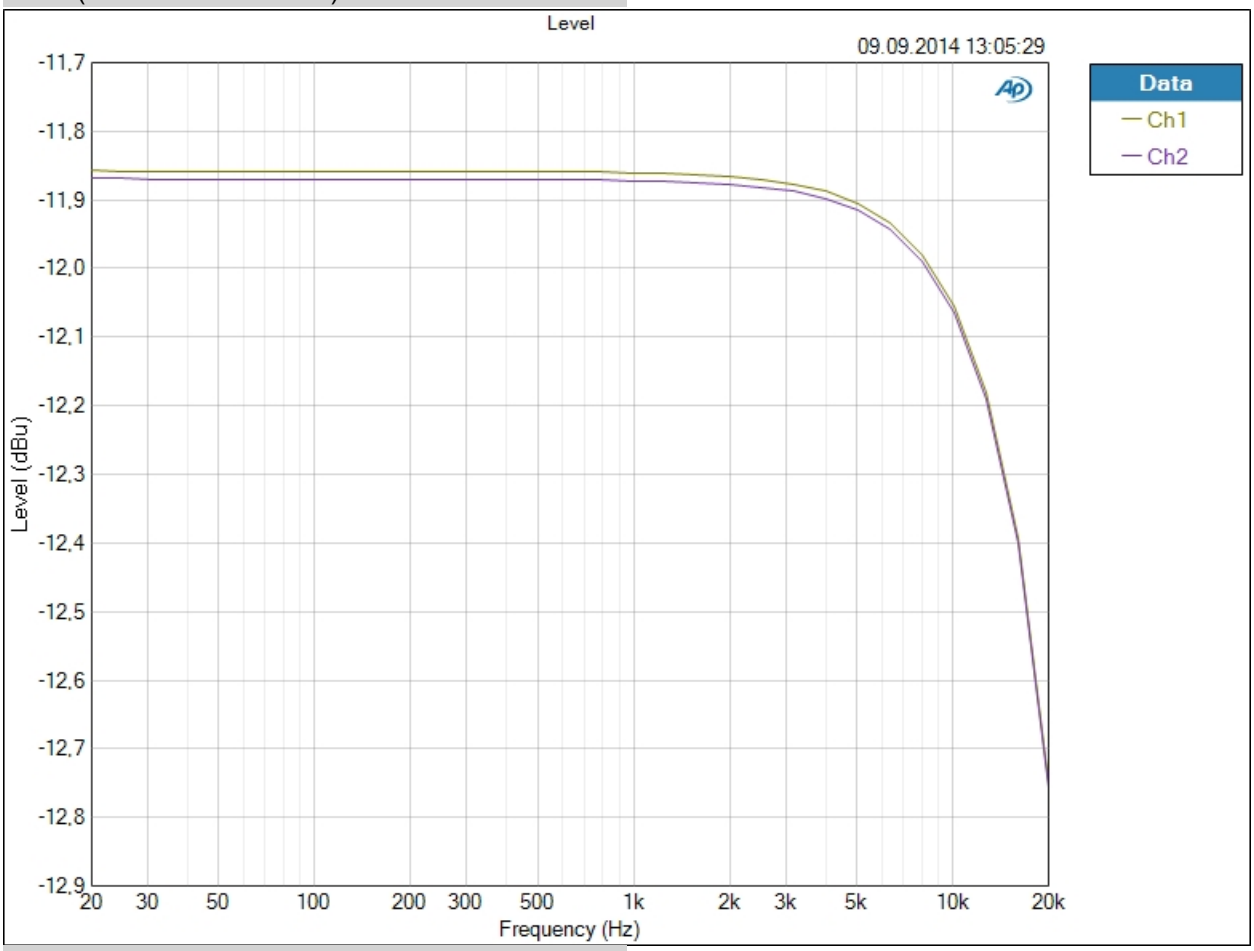

Gain (09.09.2014 13:05:29)

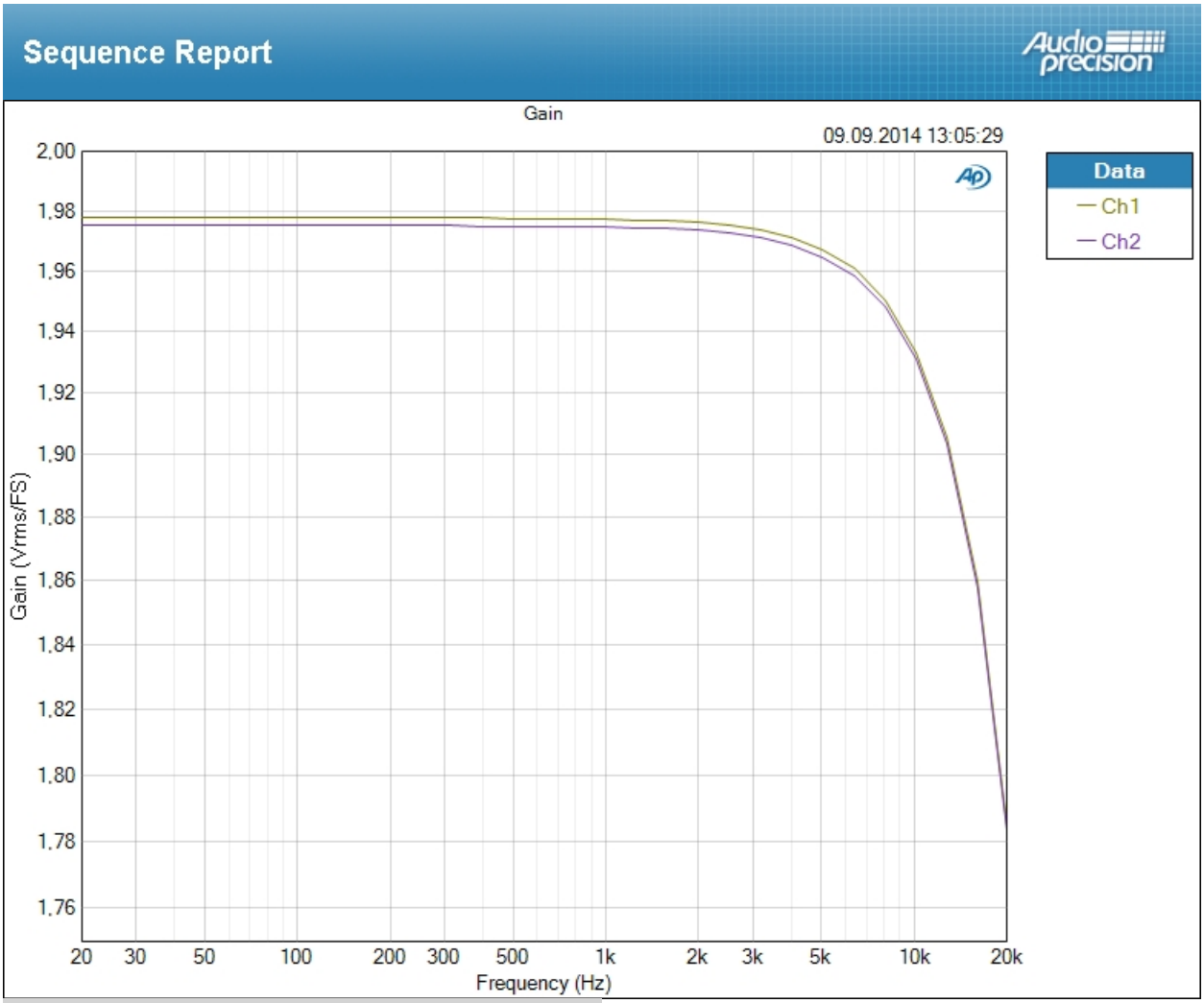

Relative Level (1,00000 kHz) (09.09.2014 13:05:29)

Sequence Report

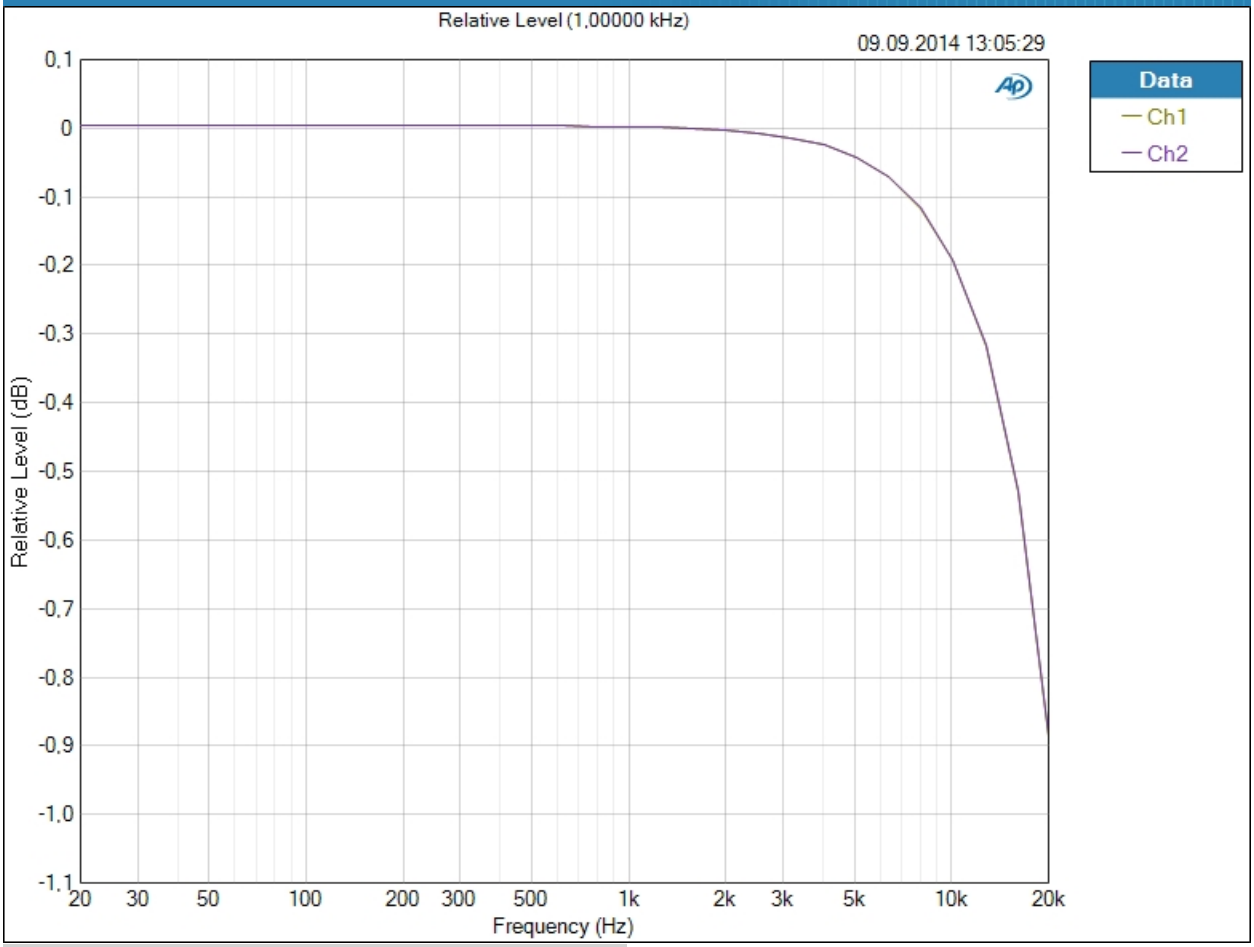

Relative Level (1,00000 kHz) Parameters	
Mode:	Normalized at Reference
Ref Frequency:	1,00000 kHz

Deviation (20,0000 Hz - 20,0000 kHz) (09.09.2014 13:05:29)
Ch1 ±0,455 dB
Ch2 ±0,453 dB

Deviation (20,0000 Hz - 20,0000 kHz) Parameters	
Min:	20,0000 Hz
Max:	20,0000 kHz

Phase (09.09.2014 13:05:29)

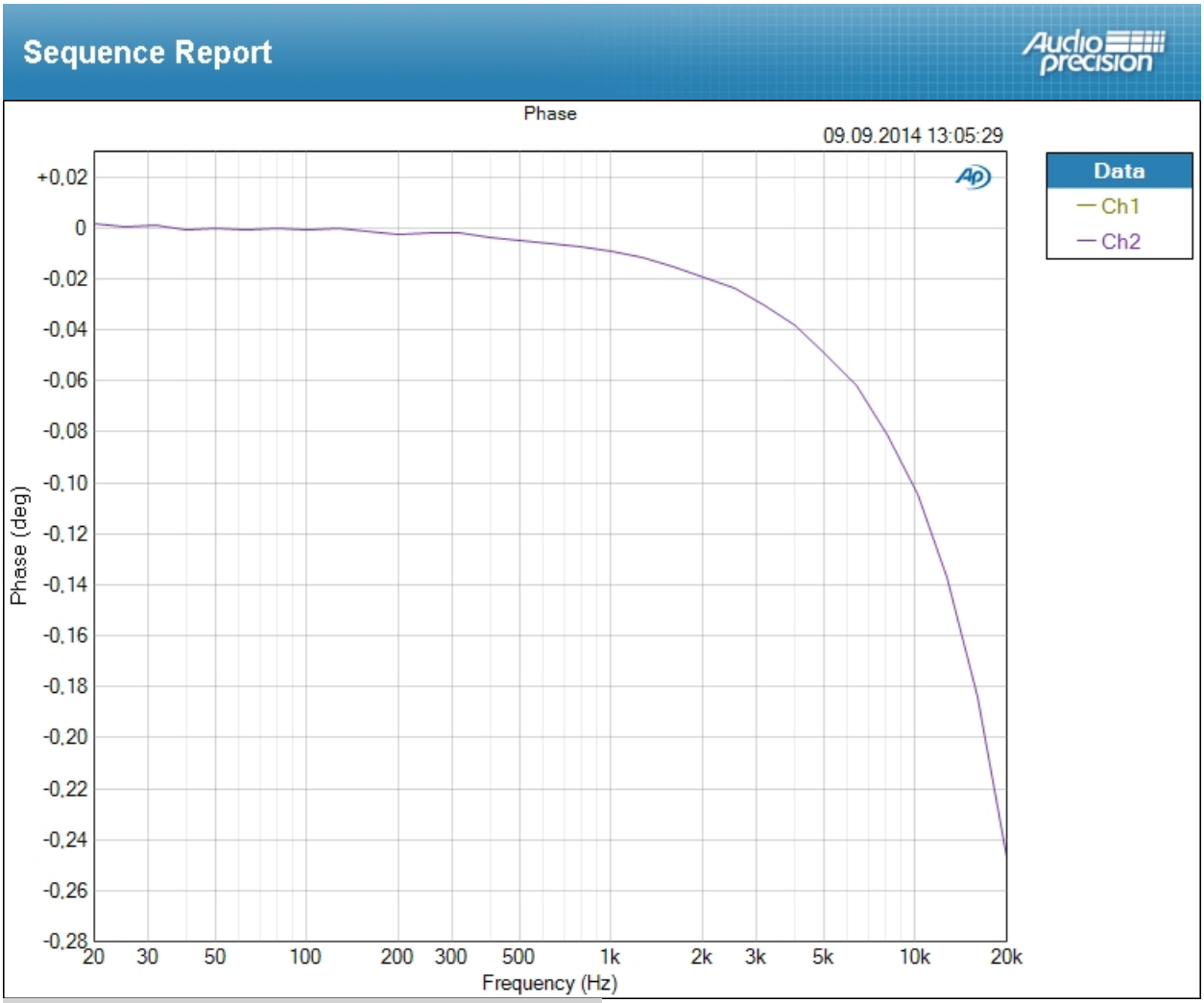

THD+N Ratio (09.09.2014 13:05:29)

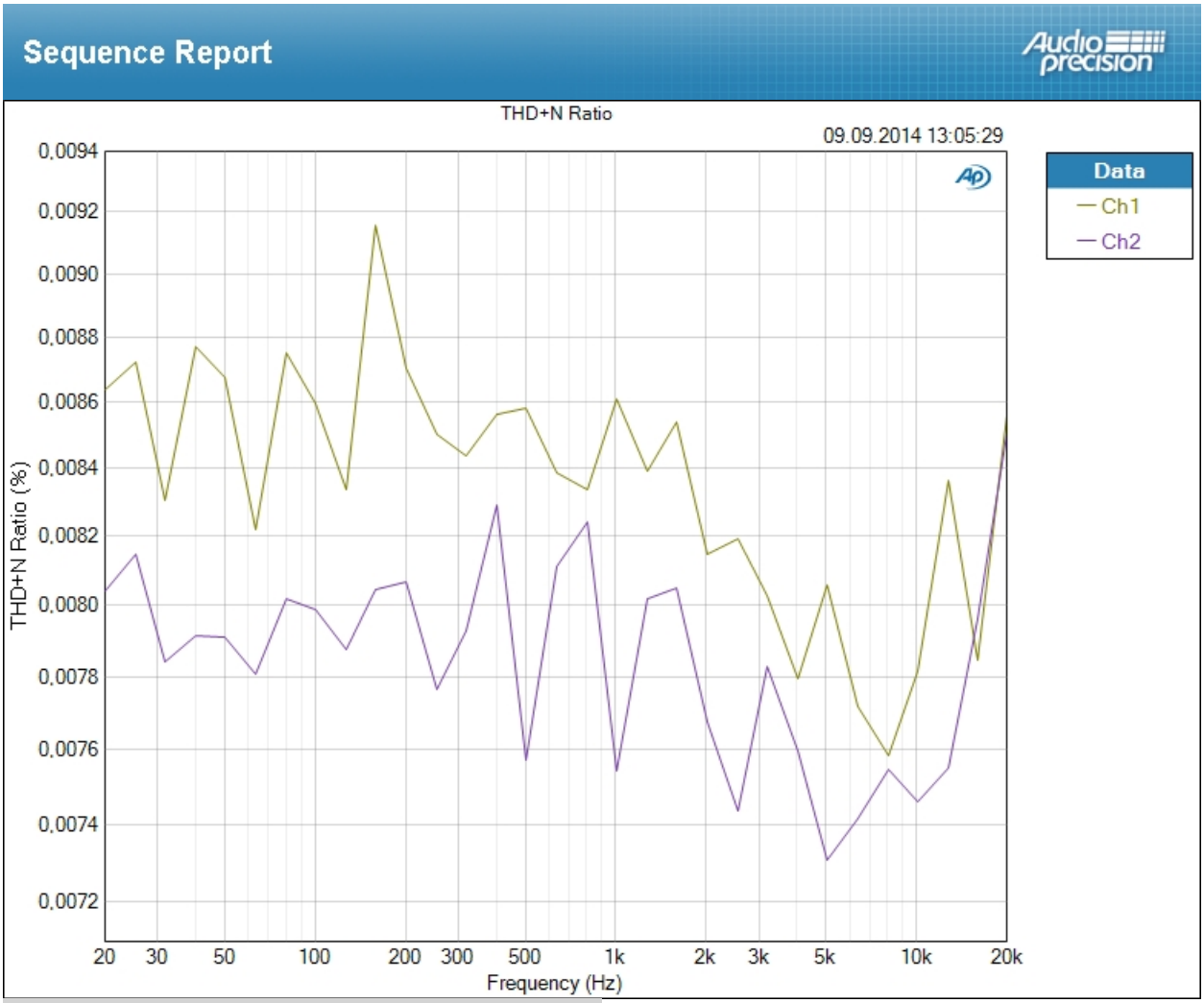

THD+N Level (09.09.2014 13:05:29)

Sequence Report

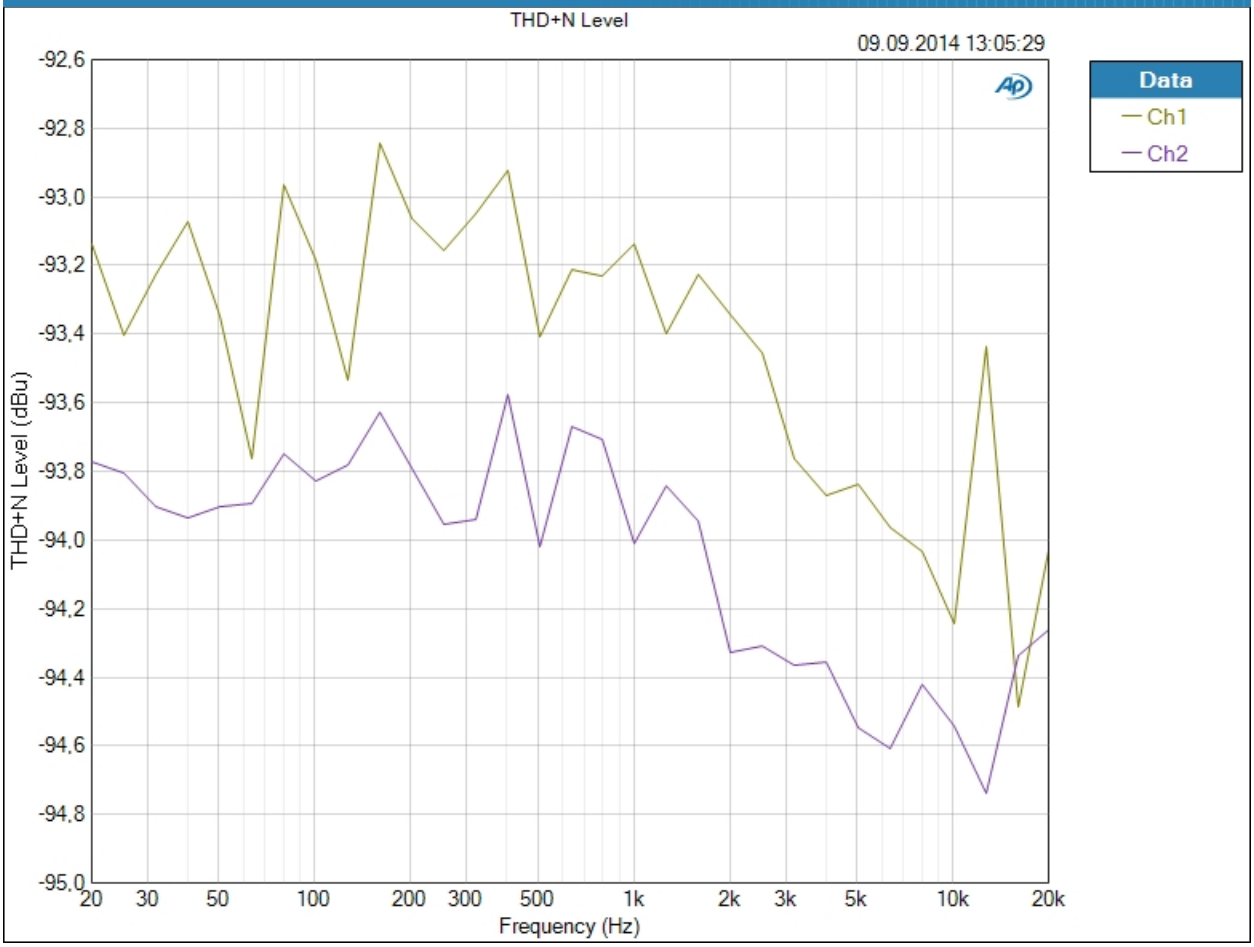

Signal Path1 : Stepped Level Sweep

Waveform:	Sine
Generator Level:	-20,000 dBFS
Frequency:	1,00000 kHz
Start Level:	-60,000 dBFS
Stop Level:	-0,000 dBFS
Number of Points:	31
Step Increment:	+2,000 dBFS
Low-pass Filter:	20 kHz
Weighting Filter:	A-wt.
High-pass Filter:	20 Hz
Filter Tune Mode:	Generator Frequency
Measured 1	09.09.2014 13:05:43

Level (09.09.2014 13:05:43)

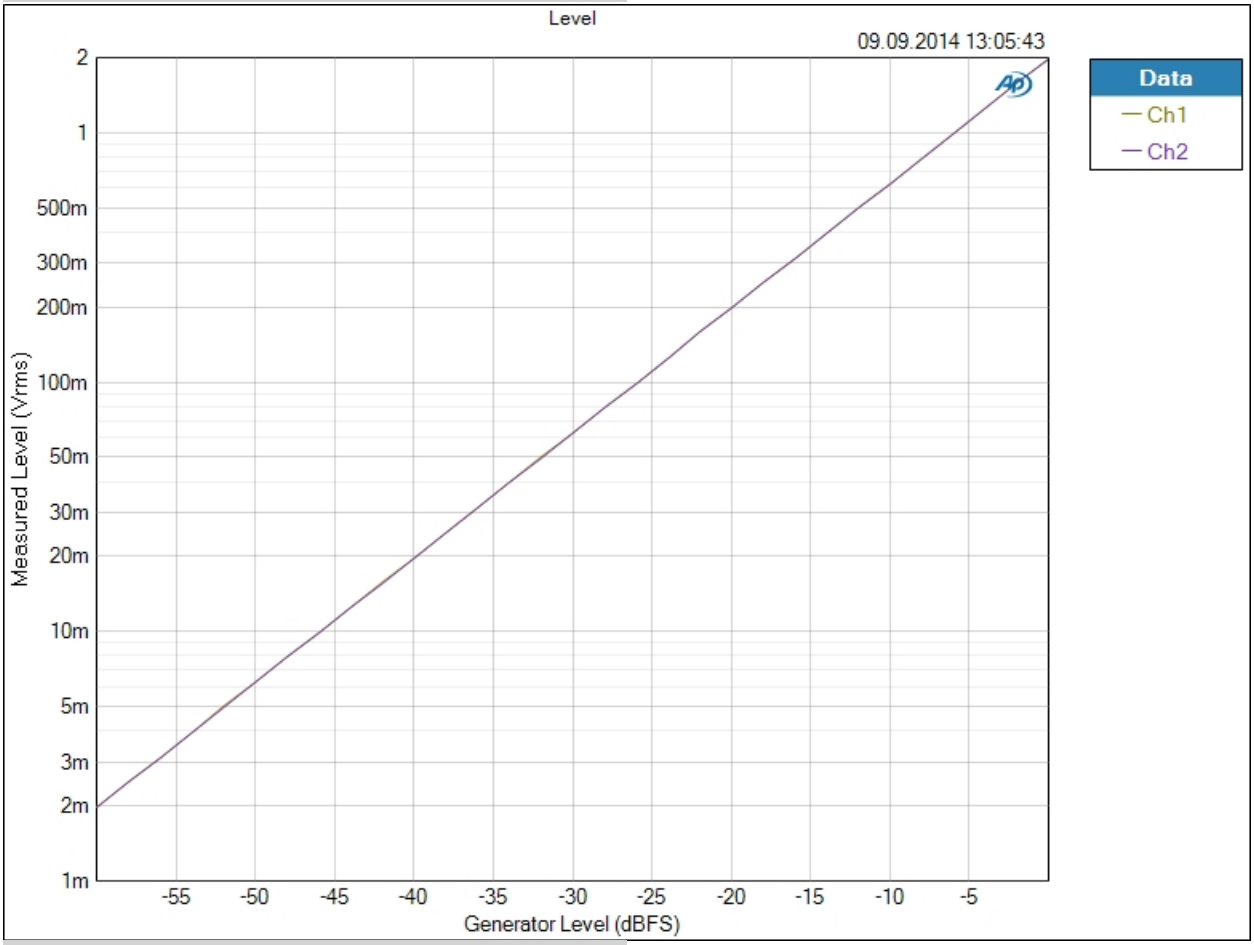

Gain (09.09.2014 13:05:43)

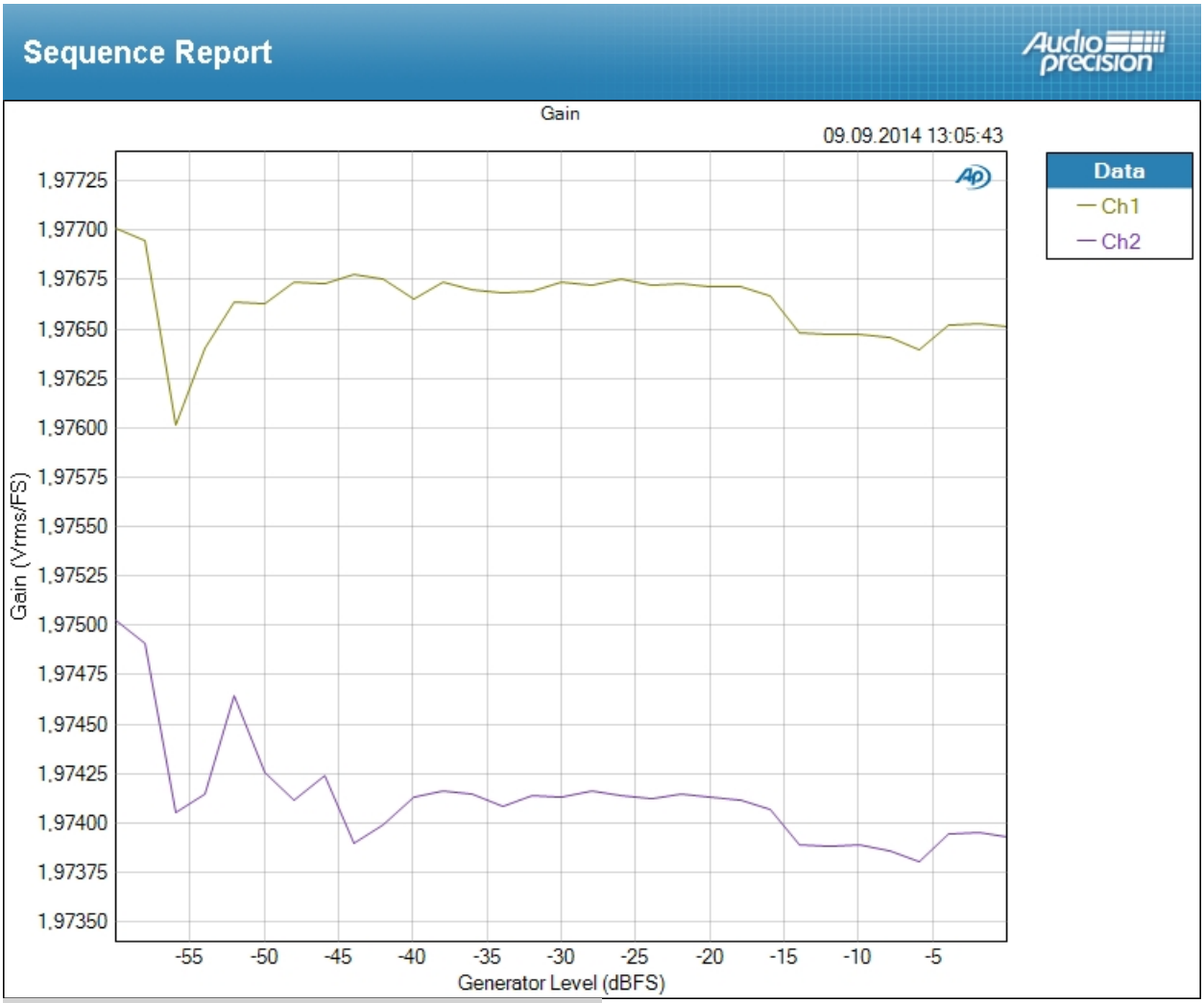

Linearity (-20,000 dBFS) (09.09.2014 13:05:43)

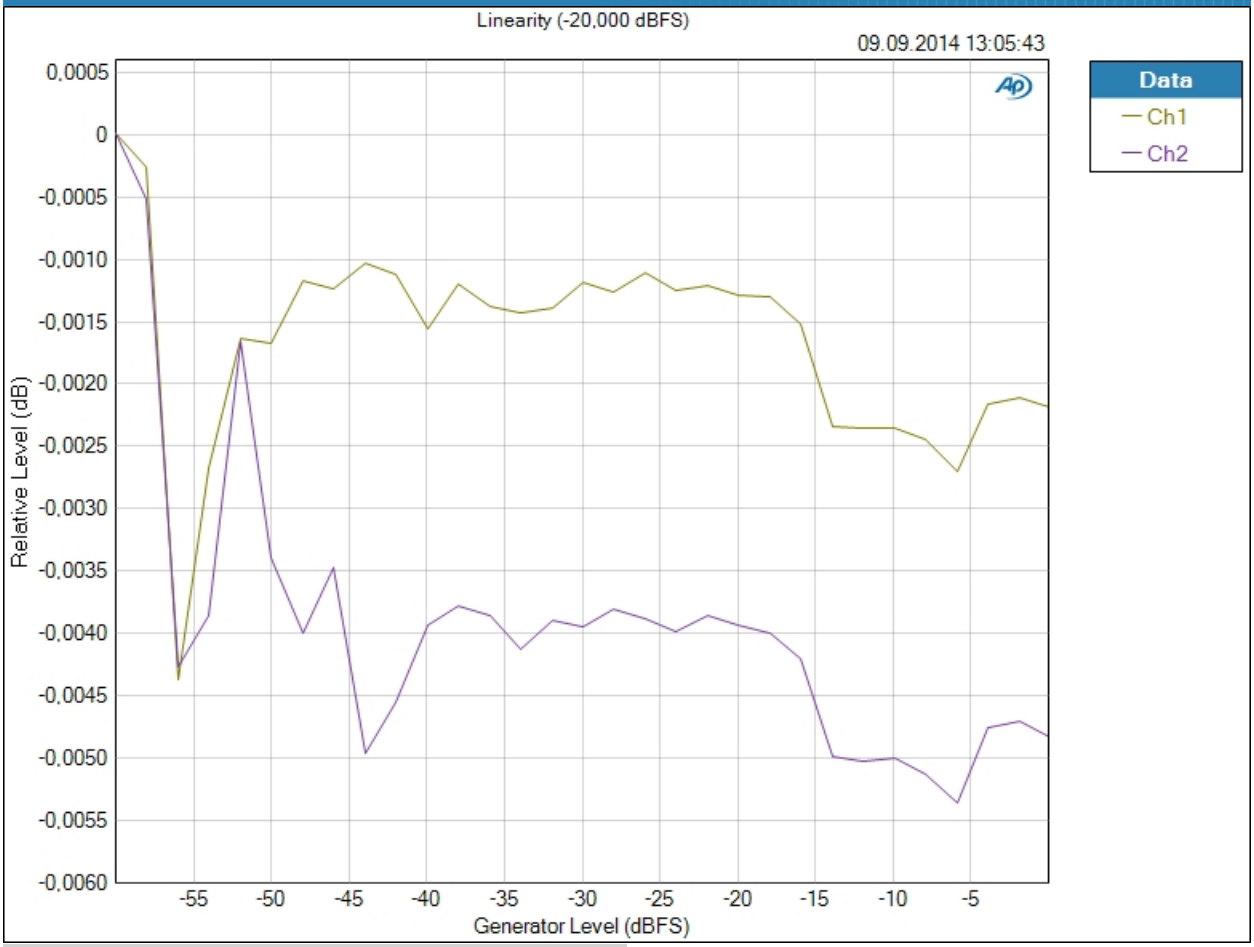

Linearity (-20,000 dBFS) Parameters

Mode:	Normalized at Reference
Relative Level:	-20,000 dBFS

THD+N Ratio (09.09.2014 13:05:43)

THD+N Level (09.09.2014 13:05:43)

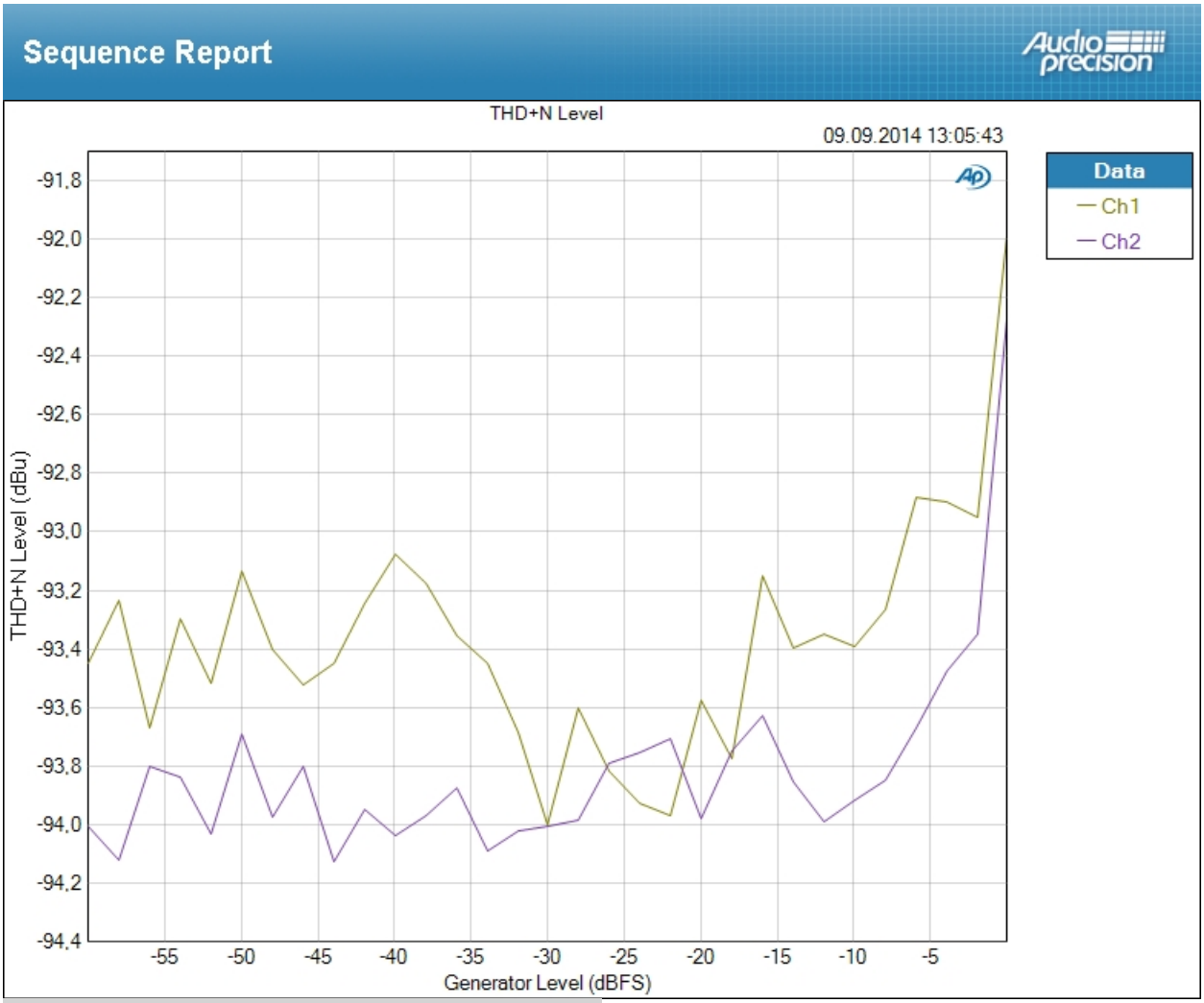

THD Ratio (09.09.2014 13:05:43)

THD Level (09.09.2014 13:05:43)

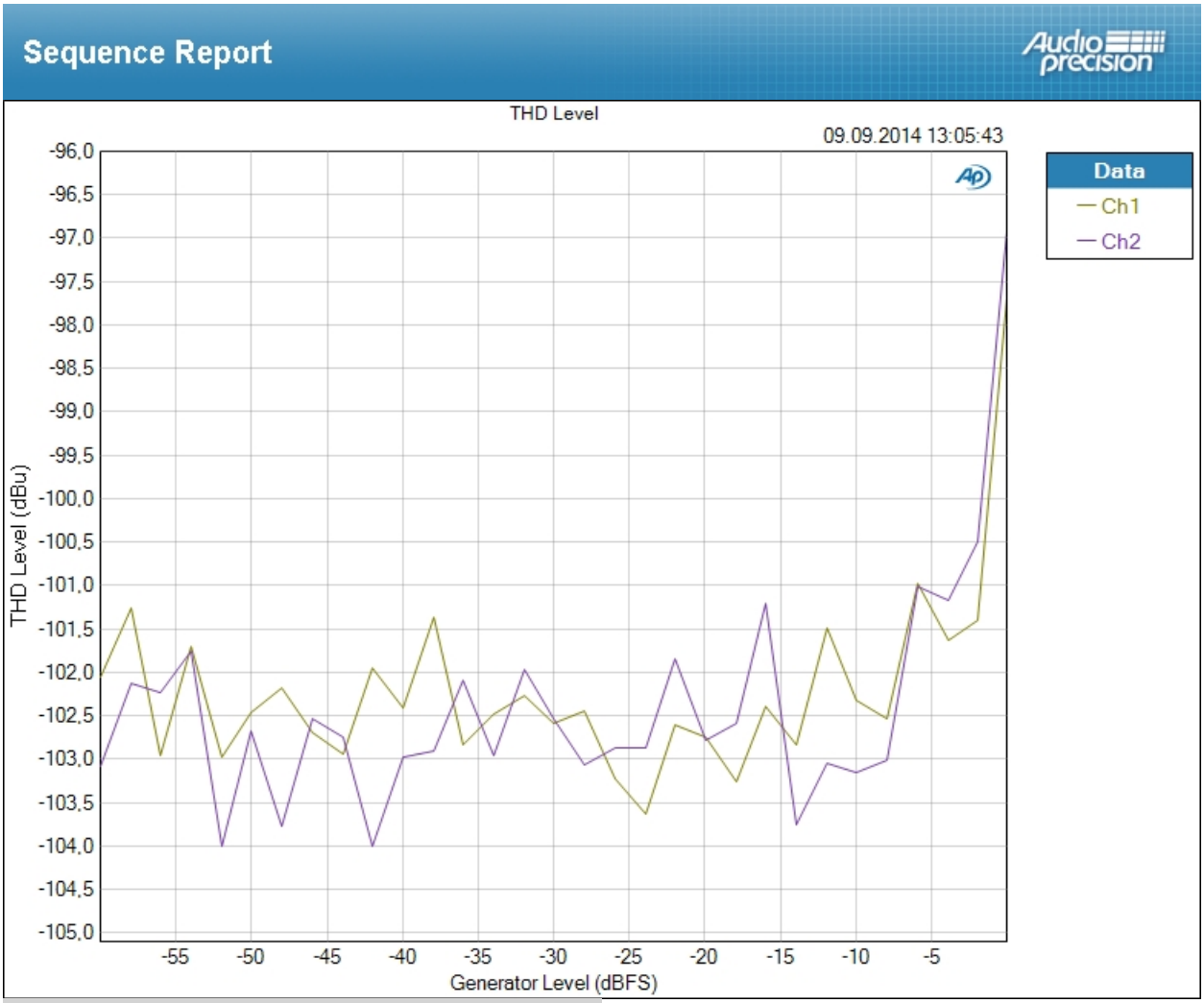

THD+N Ratio vs Measured Level (09.09.2014 13:05:43)

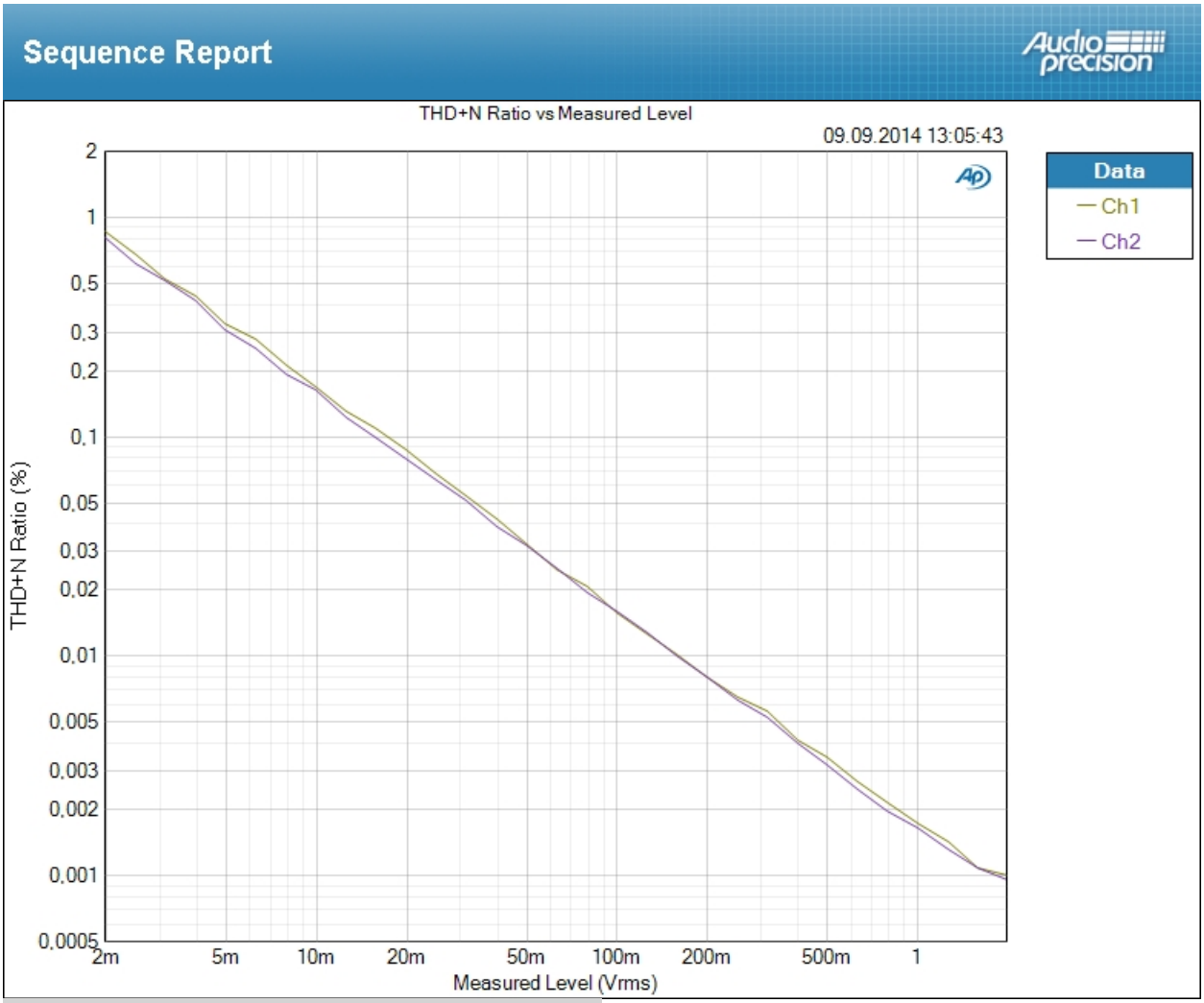

THD+N Level vs Measured Level (09.09.2014 13:05:43)

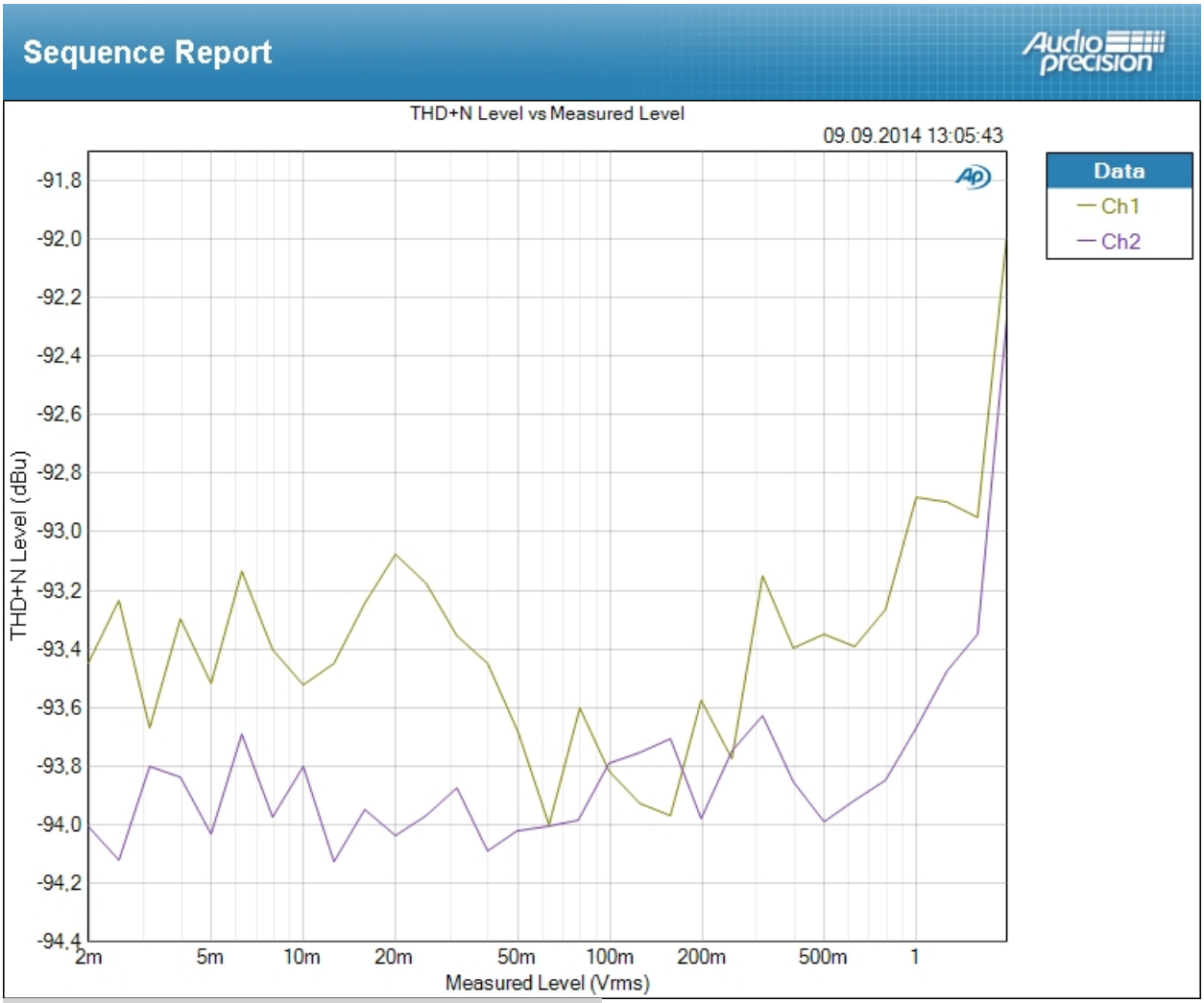

THD Ratio vs Measured Level (09.09.2014 13:05:43)

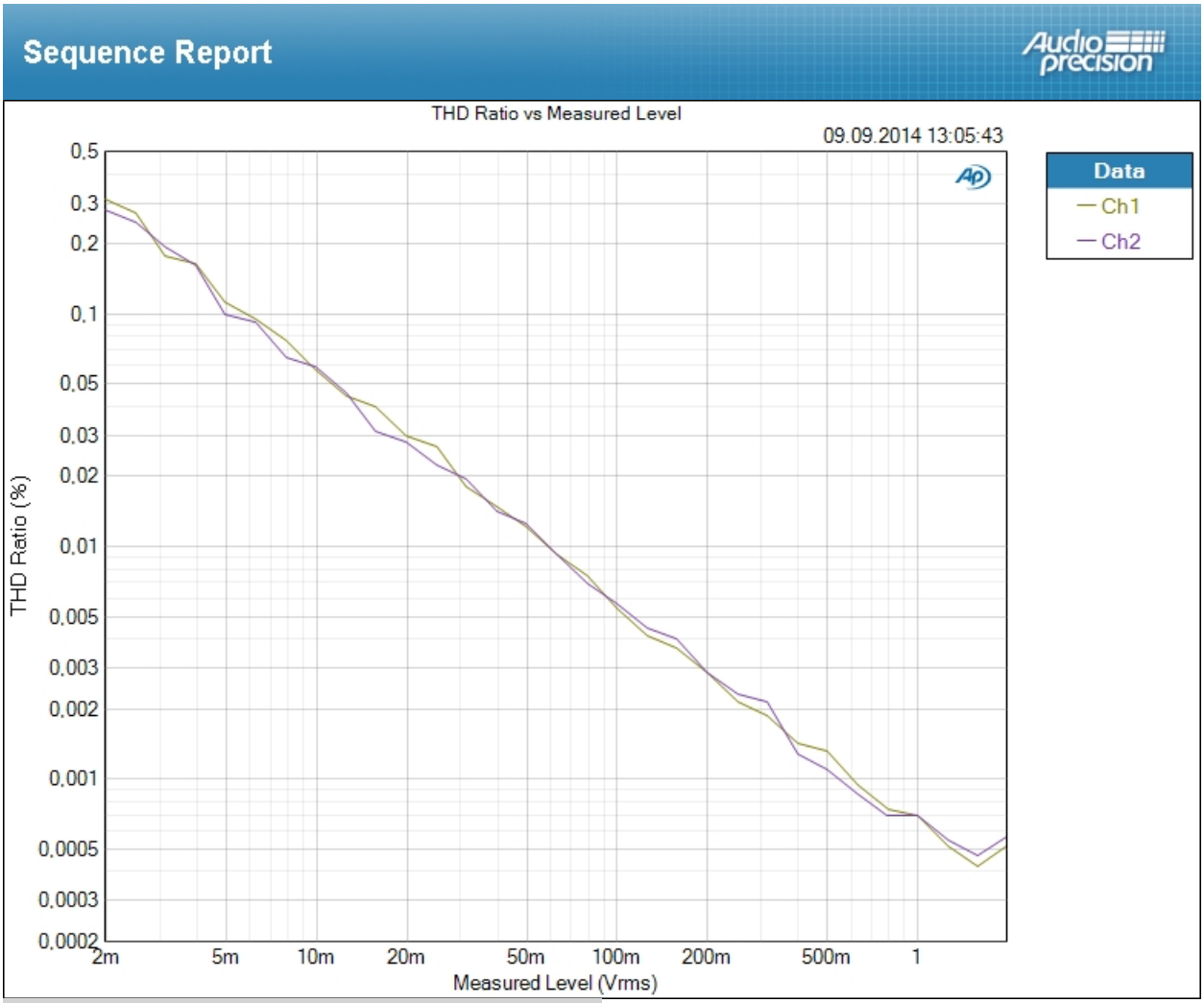

THD Level vs Measured Level (09.09.2014 13:05:43)

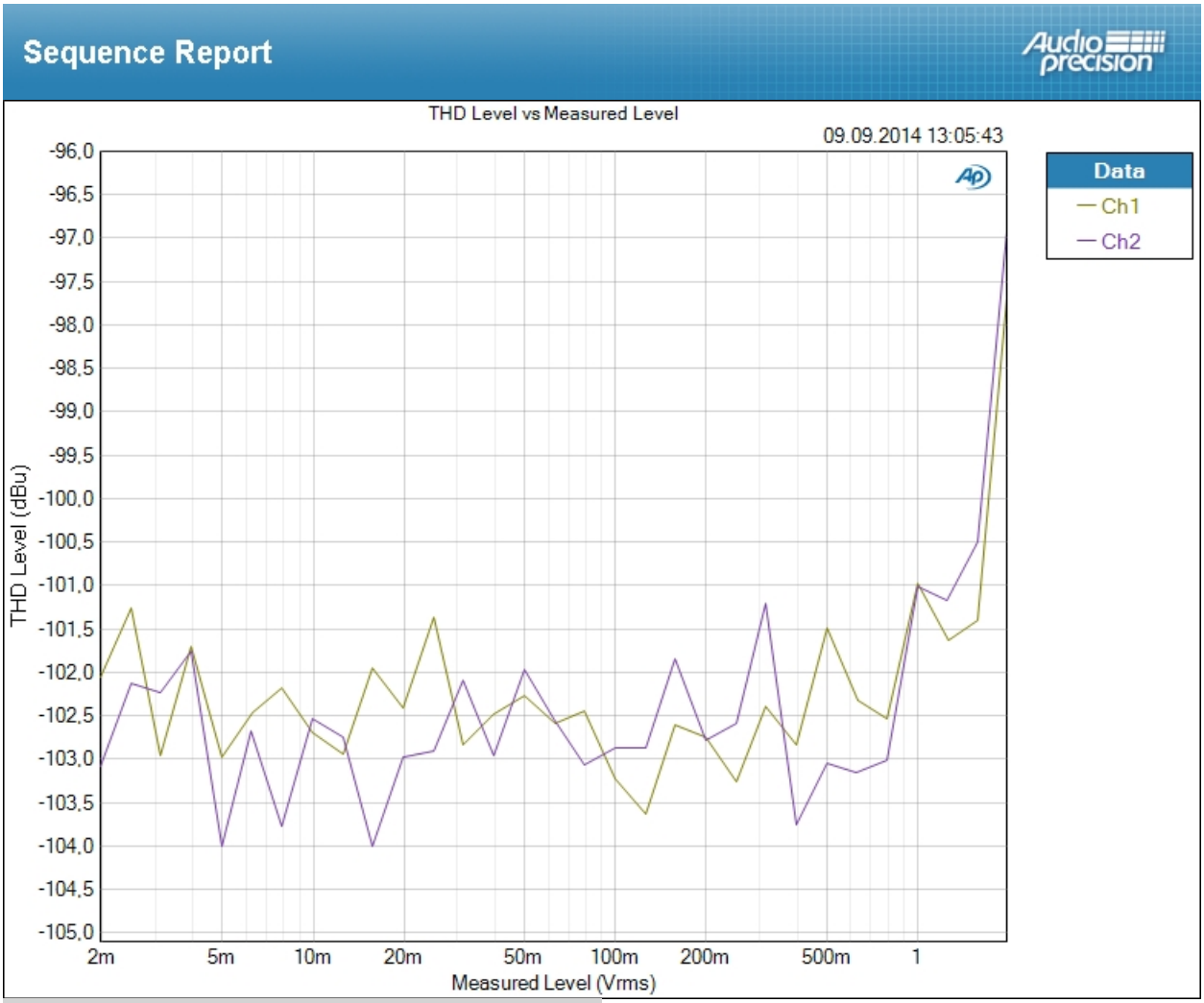

SINAD (09.09.2014 13:05:43)

Sequence Report

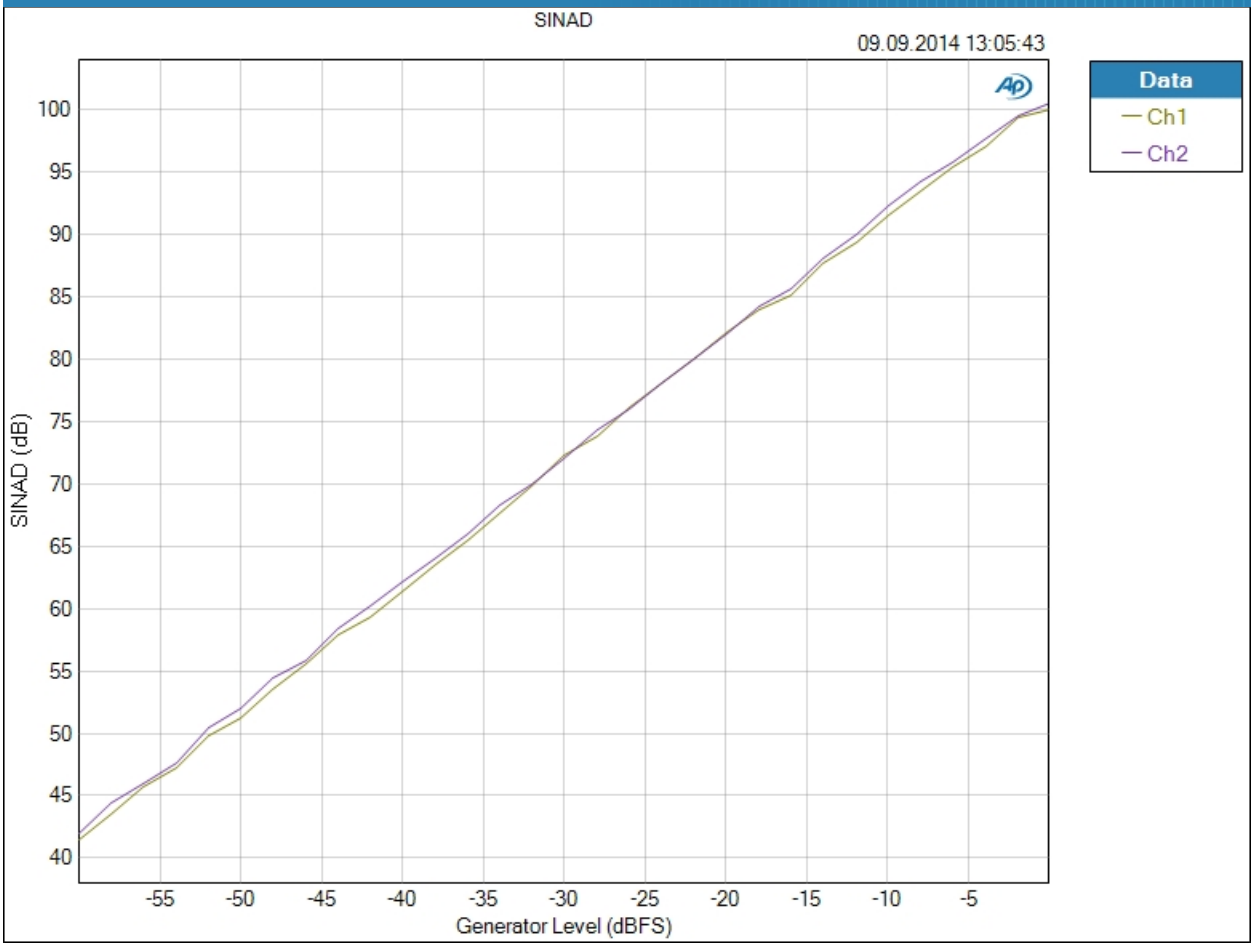

Signal Path1 : SINAD

Waveform:	Sine (1 kHz)
Generator Level:	100,0000 %FS
Frequency:	1,00000 kHz
Low-pass Filter:	20 kHz
Weighting Filter:	A-wt.
High-pass Filter:	20 Hz

SINAD (09.09.2014 13:05:45)

Ch1 100,236 dB

Ch2 100,442 dB

ENOB (09.09.2014 13:05:45)

Ch1 16

Ch2 16