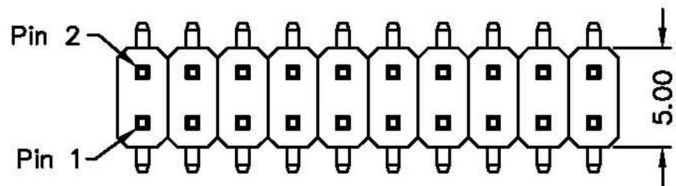


1 2 3 4 5 6 7 8

A



B

**MATERIAL**

Contact Pin : Brass

**SPECIFICATION**

Current Rate : 3 AMP

Insulation Resistance : 5000MΩMin. at DC 500V

Contact Resistance : 20mΩMax. at DC 100mA

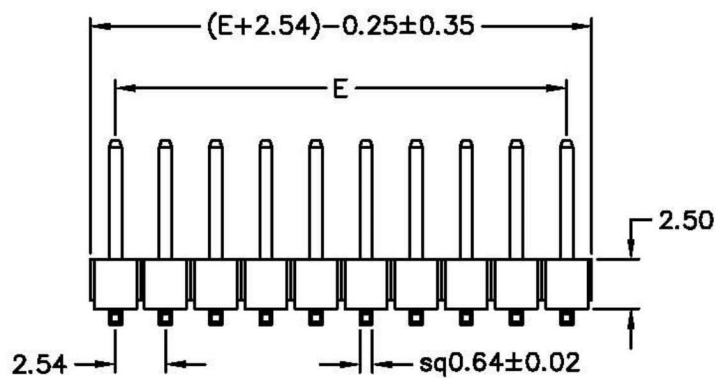
Dielectric Voltage : AC 500V for one minute

Operation Temperature : -40°C to + 105°C

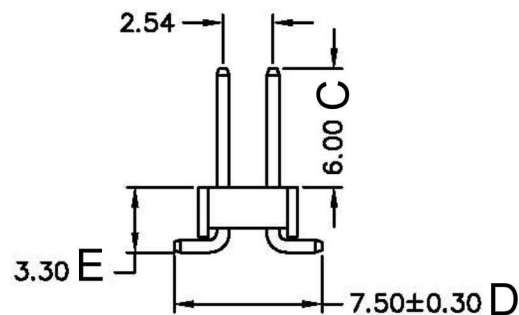


A

C



D



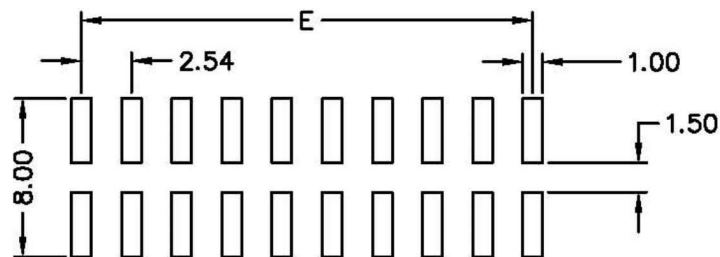
E

C=6mm D=7.5mm E=3.3mm

F

POLES	DIM E	POLES	DIM E
		21	50.80
2	2.54	22	53.34
3	5.08	23	55.88
4	7.62	24	58.42
5	10.16	25	60.96
6	12.70	26	63.50
7	15.24	27	66.04
8	17.78	28	68.58
9	20.32	29	71.12
10	22.86	30	73.66
11	25.40	31	76.20
12	27.94	32	78.74
13	30.48	33	81.28
14	33.02	34	83.82
15	35.56	35	86.36
16	38.10	36	88.90
17	40.64	37	91.44
18	43.18	38	93.98
19	45.72	39	96.52
20	48.26	40	99.06

G



Recommended P.C.B Layout

H

RoHS  
Compliant

**HSM** 玄茂科技股份有限公司  
HSUAN MAO TECHNOLOGY CO., LTD.

APPD.  
核准 HELEN  
DWG.  
製圖 ABBY  
DATE 制表日  
2012/06/07

TOLERANCE  
容許公差  
.0 =±.30  
.00 =±.20  
ANG. =±5°  
SCALE  
比例 參考  
UNIT  
單位 M M  
PAGE  
張數 1 OF 1

PART NAME 品名  
2.54mm PIN HEADER DUAL ROW  
2XXXP SMT TYPE FULL GOLD  
(C=6mm D=7.5mm E=3.3mm) ROHS  
PART NO.  
料號 C2200-XXBDGAT0R

A

B

C

D

E

F

G

H

1 2 3 4 5 6 7 8